

# CUFF


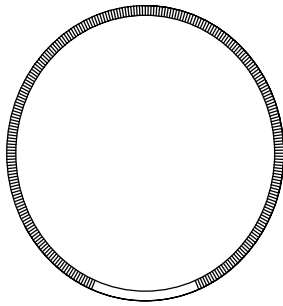
by Ann Vering



ROUND COFFE TABLE 39"

185301

39 1/2" 100.3 cm



12" 30.3 cm


## SPECIFICATIONS

Width: 39 1/2" 100.3 cm  
Depth: 39 1/2" 100.3 cm  
Height: 12" 30.3 cm

## MATERIALS

Frame: Powder coated aluminum.  
Weave: Olphin rope covered resin.  
Table Top: Black smoked glass top.

## FINISHES




COCOA  
-44

ALUMINUM



TAUPE

ROPE



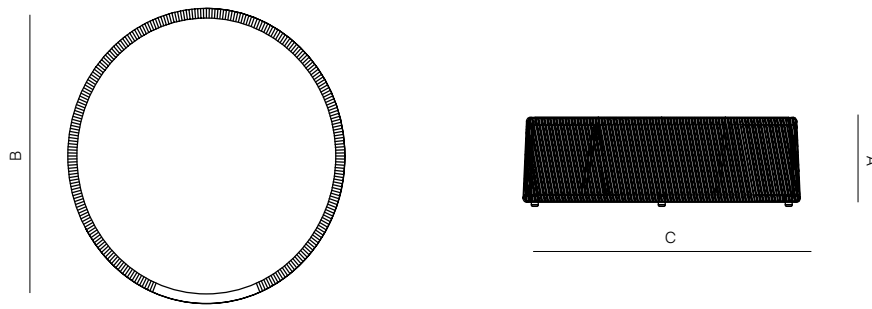
SPACE GREY  
-52

ALUMINUM



TAUPE  
-29

ROPE



MEASURES INCH CM	OVERALL HEIGHT	DIAMETER	SIZE OF BASE	OVERHANG AT ENDS	OVERHANG AT SIDES	TABLE TOP THICKNESS	APRON TO FLOOR CLEARANCE	SEAT UP TO (APROX. 20"W CHAIRS SPACED 2" APART)
DESCRIPTION	A	B	C	D	E	F	G	H
ROUND COFFEE TABLE 39"	12	39 1/2	39 1/2	-	-	1/4	12	-
SKU# 185301	30.3	100.3	100.3	-	-	0.8	30.3	-

MEASURES INCH CM	DIAGONAL CLEARANCE	TABLE TOP WEIGHT LBS KGS	OVERALL FURNITURE WEIGHT LBS KGS	TOTAL PIECES IN A BOX	BOXED WEIGHT LBS KGS	CUBE
DESCRIPTION	I					
ROUND COFFEE TABLE 39"	40 1/2	42	52	1	68	15.5
SKU# 185301	102.8	19.05	24	1	30	