

# MERCER

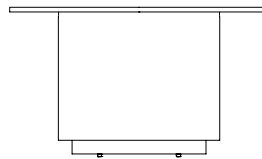

by Danao Studio



26"RD SIDE TABLE ALUMINUM

064.4102

26" 66cm



15 1/8" 38.3cm

## SPECIFICATIONS

|         |         |         |
|---------|---------|---------|
| Width:  | 26"     | 66 cm   |
| Depth:  | 26"     | 66 cm   |
| Height: | 15 1/8" | 38.3 cm |

## MATERIALS

Frame: Powder coated aluminum.  
Table top: Powder coated aluminum.  
Furniture cover available.

## FINISHES



SHELL  
-45

MUSCADE  
-51

ALUMINUM

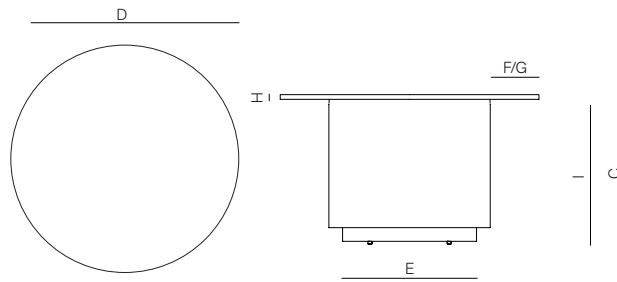
THROW PILLOWS SOLD SEPARATELY

# DANA O

[danaoliving.com](http://danaoliving.com)

26"RD SIDE TABLE ALUMINUM

064.4102



| MEASURES<br>INCH<br>CM    | OVERALL<br>LENGTH | OVERALL<br>WIDTH | OVERALL<br>HEIGHT | DIAMETER | SIZE OF<br>BASE | OVERHANG<br>AT ENDS | OVERHANG<br>AT SIDES | TABLE TOP<br>THICKNESS | APRON<br>TO FLOOR<br>CLEARANCE | SPACE<br>BETWEEN<br>LEGS AT HEAD |
|---------------------------|-------------------|------------------|-------------------|----------|-----------------|---------------------|----------------------|------------------------|--------------------------------|----------------------------------|
| DESCRIPTION               | A                 | B                | C                 | D        | E               | F                   | G                    | H                      | I                              | J                                |
| 26"RD SIDE TABLE ALUMINUM | -                 | -                | 15 1/8            | 26       | 13 1/2          | 4 7/8               | 4 7/8                | 1/4                    | 14 3/4                         | -                                |
| SKU# 064.4102             | -                 | -                | 38.3              | 66       | 34.2            | 12.4                | 12.4                 | 0.6                    | 37.7                           | -                                |

| MEASURES<br>INCH<br>CM    | SPACE BETWEEN<br>LEGS AT SIDE | SEAT UP TO (APROX.<br>20"W CHAIRS<br>SPACED 2" APART) | DIAGONAL<br>CLEARANCE | OVERAL FURNITURE<br>WEIGHT<br>LBS<br>KGS | TOTAL PIECES IN<br>A BOX | BOXED WEIGHT<br>LBS<br>KGS | CUBE |
|---------------------------|-------------------------------|---|-----------------------|--|--------------------------|----------------------------|------|
| DESCRIPTION               | K                             |   |                       |  |                          |                            |      |
| 26"RD SIDE TABLE ALUMINUM | -                             | -   | 25 3/4                | 37                                       | 1                        | 41.9                       | 9.7  |
| SKU# 064.4102             | -                             | -   | 64.4                  | 16.8                                     | 1                        | 19                         |      |

TRHAW PILLOWS SOLD SEPARATELY