

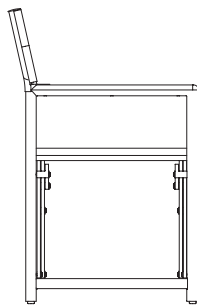
# FORD

by Danao Studio

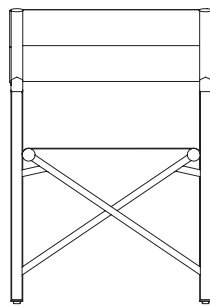


FOLDING DIRECTOR CHAIR

001.2250



20 1/4" 51.5cm



23 1/2" 59.5cm

34 1/2" 87.6cm



7 3/4" 19.6cm


## SPECIFICATIONS

Width:	23 1/2"	59.6 cm
Width when folded:	7 3/4"	19.6 cm
Depth:	22 1/4"	56.5 cm
Height:	34 3/4"	88.2 cm
Seat height:	18 1/4"	48.3 cm

## MATERIALS

Frame: Podwer coated aluminum.  
Accents: Batyline & premium grade teak wood.  
Furniture Cover Available.


## FINISHES



SPACE GREY  
-52



MUSCADE  
-51



STONE  
-43



SHELL  
-45




WHITE  
-53




NATURAL  
-20


## ALUMINUM




SILVER  
-30



TAUPE  
-33



PUMICE  
-34



SAND  
-35



WHITE  
-32

## BATYLINE

## TEAK

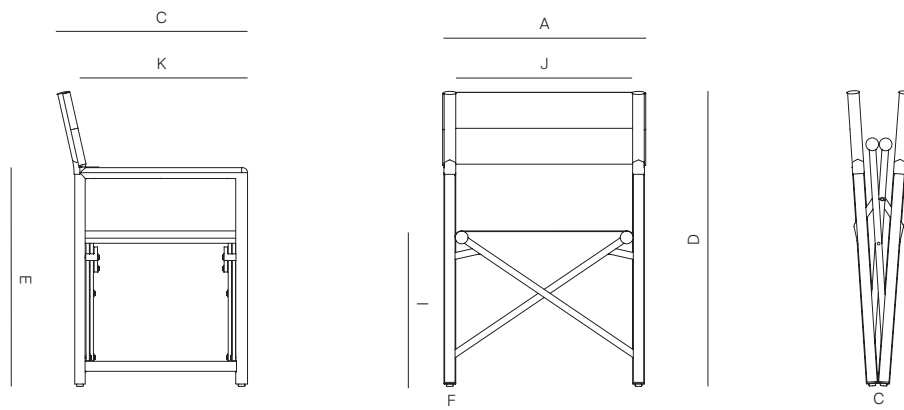
MOQ APPLIED ON CERTAIN FINISHES

# DANA O

[danaoliving.com](http://danaoliving.com)

FOLDING DIRECTOR CHAIR

001.2250



MEASURES INCH CM	OVERALL WIDTH	WIDTH WHEN FOLDED	OVERALL DEPTH	OVERALL FRAME HEIGHT	ARM HEIGHT	ARM WIDTH	FOOT HEIGHT	SEAT HEIGHT WITH CUSHIONS	FRAME SEAT HEIGHT	INSIDE SEAT WIDTH	INSIDE SEAT DEPTH
DESCRIPTION	A	B	C	D	E	F	G	H	I	J	K
FOLDING DIRECTOR CHAIR	23 1/2	7 3/4	22 1/4	34 3/4	25 3/4	11/2	-	-	18 1/4	20 1/2	18 1/2
SKU# 001.2250	59.6	19.6	56.5	88.2	65.4	35	-	-	48.3	52	47.3

MEASURES INCH CM	# OF BACK CUSHIONS	COM BACK CUSHIONS YARDS METERS	# OF SEAT CUSHIONS	DIAGONAL CLEARANCE	FURNITURE WEIGHT LBS KGS	TOTAL PIECES IN A BOX	BOXED WEIGHT LBS KGS	CUBE
DESCRIPTION				L				
FOLDING DIRECTOR CHAIR	-	-	-	40	13	1	25	5.8
SKU# 001.2250	-	-	-	101.6	6	1	12	

TRHOW PILLOWS SOLD SEPARATELY

MOQ APPLIED ON CERTAIN FINISHES