

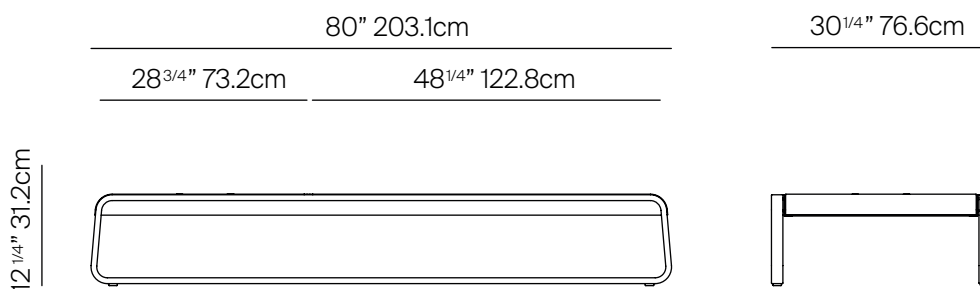
BOND

by Claudio Bellini



BEACH CHAISE

872913



SPECIFICATIONS

Width:	80"	203.1 cm
Depth:	30 1/4"	76.6 cm
Height:	12 1/4"	31.2 cm
Seat height:	12 1/4"	31.2 cm

MATERIALS

Frame: Powder coated aluminum.

Accents: Batyline.

Cushion Foam: Made of HR (high resiliency) foam with Dacron wrap incased in a nonwoven UV stabilized waterproof sonic welded fabric.

Cushion Fabric: COM/ Outdoor Canvas Grade A / Grade B Fabric options.


(Reference Fabric Specification Sheet)

Throw Pillows available, sold separately

Seat cushion available, sold separately.

Polyfill Furniture cover available.

FINISHES



SPACE GREY
-52


MUSCADE
-51

STONE
-43

SHELL
-45

WHITE
-53

ALUMINUM



SILVER
-30

TAUPE
-33

PUMICE
-34

SAND
-35

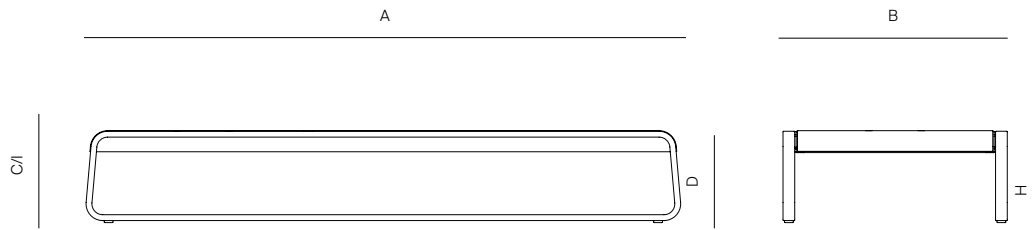
WHITE
-32

BATYLINE

THROW PILLOWS SOLD SEPARATELY

DANA O

danaoliving.com



MEASURES INCH CM	OVERALL WIDTH	OVERALL DEPTH	OVERALL HEIGHT WITH CUSHIONS	OVERALL FRAME HEIGHT	ARM HEIGHT	ARM WIDTH	FOOT HEIGHT	SEAT HEIGHT WITH CUSHIONS	SEAT HEIGHT (FLOOR TO FRAME)	INSIDE SEAT WIDTH	INSIDE SEAT DEPTH
DESCRIPTION	A	B	C	D	F	G	H	I	J	K	L
BEACH CHAISE	80	30 1/4	12 1/4	12 1/4	-	-	9 1/2	-	12 1/4	49 1/2	27
SKU# 872913	203.1	76.6	31.2	31.2	-	-	24.2	-	31.2	125.7	68.6

MEASURES INCH CM	# OF BACK CUSHIONS	# OF SEAT CUSHIONS	COM CUSHIONS YARDS METERS	DIAGONAL CLEARANCE	FURNITURE WEIGHT LBS KGS	TOTAL PIECES IN A BOX	BOXED WEIGHT LBS KGS	CUBE
DESCRIPTION	N							
BEACH CHAISE	-	-	-	32 3/4	64	1	173	31.8
SKU# 872913	-	-	-	82.7	29	1	79	