

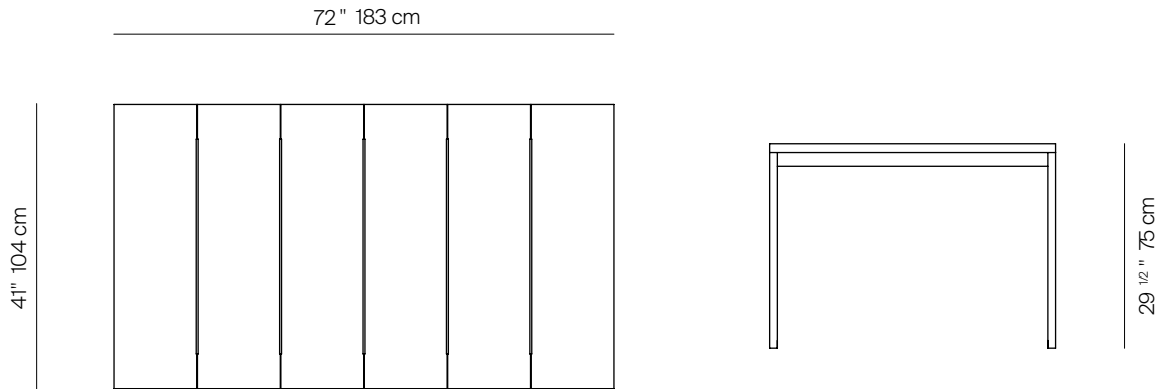
# S2

by Ann Vering



RECT DINING TABLE 72 X 41" ALUMINIUM

976211




## SPECIFICATIONS

Width:	72"	183 cm
Depth:	41"	104 cm
Height:	29 1/2"	75 cm


## FINISHES



SPACE GREY  
-52



MUSCADE  
-51



STONE  
-43



SHELL  
-45



WHITE  
-53

## MATERIALS

Frame: Powder coated aluminum.

## ALUMINIUM

MOQ APPLIED ON CERTAIN FINISHES

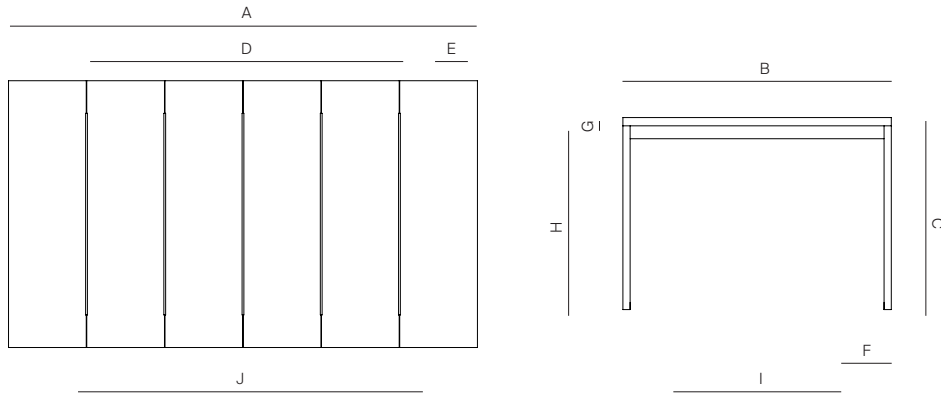
THROW PILLOWS SOLD SEPARATELY

# DANAO

[danaoliving.com](http://danaoliving.com)

RECT DINING TABLE 72 X 41" ALUMINIUM

976211



MEASURES INCH CM	OVERALL LENGTH	OVERALL WIDTH	OVERALL HEIGHT	SIZE OF BASE	OVERHANG AT ENDS	OVERHANG AT SIDES	TABLE TOP THICKNESS	APRON TO FLOOR CLEARANCE	SPACE BETWEEN LEGS AT HEAD	SPACE BETWEEN LEGS AT SIDE	SEAT UP TO
DESCRIPTION	A	B	C	D	E	F	G	H	I	J	K
RECT DINING TABLE 72 X 41"	72	41	29 1/2	48	12	7 3/4	1 1/4	24 3/4	23	38	4 TO 6
SKU# 976211	183	104	75	122	30	19.6	3.2	63	58.5	96.5	4 TO 6

MEASURES INCH CM	DIAGONAL CLEARANCE	OVERALL FURNITURE WEIGHT LBS KGS	TOTAL PIECES IN A BOX	BOXED WEIGHT LBS KGS	CUBE
DESCRIPTION	L				
RECT DINING TABLE 72 X 41"	44 1/2	113.26	1	126.50	23
SKU# 976211	113	51.37	1	57.38	

TRHAW PILLOWS SOLD SEPARATELY