

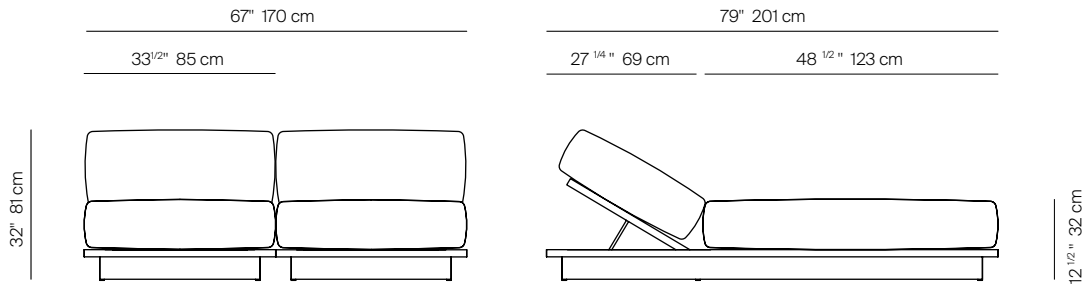
S2

by Ann Vering



DOUBLE CHAISE ALUMINIUM

972902




SPECIFICATIONS

Width: 67" 170 cm
Depth: 79" 201 cm
Height: 32" 81 cm
Seat height: 12 1/2" 32 cm

COM: 11 yds
COM based on 54" wide no repeat fabric.

FINISHES



SPACE GREY
-52

MUSCADE
-51

STONE
-43

SHELL
-45

WHITE
-53

MATERIALS

Frame: Powder coated aluminum.

Cushion foam: Made of HR (high resiliency) foam with Dacron wrap incased in a nonwoven UV stabilized waterproof sonic welded fabric.

Cushion fabric: COM/Outdoor Grade A / Grade B

Fabric options.

(Reference fabric specification sheet)

Throw pillows available: Outdoor polyfill

Furniture cover available.

THROW PILLOWS SOLD SEPARATELY

ALUMINIUM

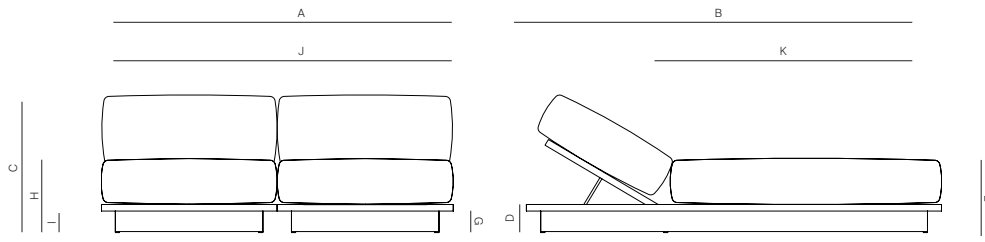
MOQ APPLIED ON CERTAIN FINISHES

DANA O

danaoliving.com

DOUBLE CHAISE ALUMINIUM

972902



MEASURES INCH CM	OVERALL WIDTH	OVERALL DEPTH	OVERALL HEIGHT WITH CUSHIONS	OVERALL FRAME HEIGHT	ARM HEIGHT	ARM WIDTH	FOOT HEIGHT	SEAT HEIGHT WITH CUSHIONS	FRAME SEAT HEIGHT (FLOOR TO FRAME)	INSIDE SEAT WIDTH	INSIDE SEAT DEPTH
DESCRIPTION	A	B	C	D	E	F	G	H	I	J	K
DOUBLE CHAISE ALUMINIUM	67	79	32	31/2	-	-	2	12 1/2	3 1/4	67	48 1/2
SKU# 972902	170	201	8	8.7	-	-	5	32	8.7	170	123

MEASURES INCH CM	# OF BACK CUSHIONS	# OF SEAT CUSHIONS	COM YARDS METERS	DIAGONAL CLEARANCE	FURNITURE WEIGHT LBS KGS	TOTAL PIECES IN A BOX	BOXED WEIGHT LBS KGS	CUBE
DESCRIPTION	L							
DOUBLE CHAISE ALUMINIUM	2	2	11	6 1/2	121	1	151	21.6
SKU# 972902	2	2	10	160	55	1	68	

TRHAW PILLOWS SOLD SEPARATELY